







SKF Compact greaser

One of the world's smallest full-featured lubrication systems

NEW DESIGN WITH DIGITAL INTERFACE AND INCREASED METERING QUANTITY



-  NLGI grade 1 and 2 greases
-  up to 25 bar (363 psi)
-  15 to 40°C (59 to 104°F)
-  max. 40 mm³ per outlet/stroke
-  2–5 lubricant outlet ports
-  Profibus, Profinet and ASi



Applications


- Automation
- Linear robots
- Linear guides
- Machine tools
- Medical devices
- Textile machines
- Printing machines
- Packaging machines
- Woodworking machines

Application-specific challenges



Interfaces for digitalization


Automatic machine components are rightly expected to offer interfaces for easy integration into the machine control system PLC or master controls. This is the only way to achieve appropriate monitoring and control of the entire machine or system. If these interfaces are missing, even good and market proven solutions will sooner or later become slow sellers.



Limited space and moving machine parts

Difficult installation situations cannot always be solved easily. This is particularly unpleasant when it comes to additional machine components that are only added as attachments towards the end of the design process. Innovative alternative solutions are often required here.


Subsequent additions to moving machine parts can quickly have a negative impact on the freedom of movement, safety and reliability of the entire machine. In addition to the special attention that must always be paid to assessing the risk for people in the vicinity of the machine, all subsequent attachments must also always be subjected to a thorough inspection. The smaller and lighter an attachment, the lower the possible risk to people and machines.



Insufficient lubrication

Linear guides, ball screws and rolling bearings rely on proper lubrication to minimize friction and wear. Without adequate lubrication, the rolling elements (such as balls or rollers) can experience excessive wear, leading to premature failure. Bearings and guides that wear out quickly can result in costly downtime and maintenance expenses. Under-lubricated linear guides e.g. may exhibit erratic movement, uneven motion, or sticking. These issues can compromise the precision and accuracy of the machinery, affecting product quality and overall productivity.

Product information



Description

The SKF Compact greaser (ETP) is an electrically operated cartridge pump for linear guides, ball screws and rolling bearings lubrication. It offers precise metering of lubricant quantities, ensuring optimal performance and longevity for critical components. Thanks to its compact design and low weight, the SKF Compact greaser is easy to install and reliable to use, even in cramped conditions or at moving machine parts. It can be operated directly by the PLC, namely without a separate power pack or additional circuit breaker. The SKF Compact greaser is designed for NLGI grade 1 and 2 greases. It offers up to 5 individual outlets with metering quantities of 10, 15, 20, 30 or 40 mm³ per stroke and outlet. The number of outlet ports used, and the metering rates are flexible and can be specified in the order, thus making it a customized lubrication solution. A bayonet lock makes it easy to replace the grease cartridge. The simple integration into the machine control system (Profibus, Profinet, ASi) enables reliable monitoring and control of the SKF Compact Greaser.

Features and benefits

- Very small full-featured lubrication system
- Several reliable monitoring options
- Quick and easy cartridge change
- Standard and customer greases
- Easy to install and customize
- 2–5 lubricant outlets

Technical data

Function principle	electrically driven cartridge pump (electro-thermic piston pump)
Lubricants	NLGI grade 1 and 2 greases (further on request)
Number of outlets	2, 3, 4 or 5
Metering quantity per outlet	10, 15, 20, 30, 40 mm ³ /stroke 0.0006; 0.0009; 0.0012; 0.0018; 0.0024 in ³ /stroke
Cartridge capacity	max. 80 cm ³
Operating temperature	15 to 40°C; 59 to 104°F
Operating pressure	max. 25 bar; 363 psi
Connection outlet	solderless tube connection M6×0.75 for tube Ø2,5
Operating voltage	24 V DC ±10% (+924)
Protection class	IP54 (with mounted cable socket)
Starting current	max. 1 A
Power input	max. 24 W
Actuation duration	min. 7 min
Pause time	min. 30 min
Electrical connections	without monitoring with monitoring
	DIN EN 175301-803-A M12×1
Material	
housing	PA612
pump cover	PPA
cartridge holder	PA6I
fittings	steel, galvanized
Weight (incl. filled cartridge)	
without monitoring	360 g; 0.8 lbs
with monitoring	410 g; 0.9 lbs
Dimensions	122 × 113 × 60 mm 4.8 × 4.45 × 2.36 in
Mounting position	horizontal

Control and monitoring



Operation control and monitoring

The functional monitoring of lubrication systems is a crucial factor for the reliable operation of machines and systems. The SKF Compact greaser enables precise and functional monitoring.

Features and benefits

- Monitoring connection options for parallel or in series monitoring
- Automatic cartridge minimum filling level monitoring
- Piston stroke control for reliable operation monitoring
- Control via PLC incl. start signal for enabling lubrication cycles
- Profibus, Profinet or ASi control and monitoring

PLC integration

SKF Compact Greaser's WA version offers the option of connecting to Profibus, Profinet or ASi (Actor Sensor Interface). This makes integration into the existing machine and system PLC very easy. When selecting the desired bus modules, it must be taken into account that they can provide at least 1A output current per output.

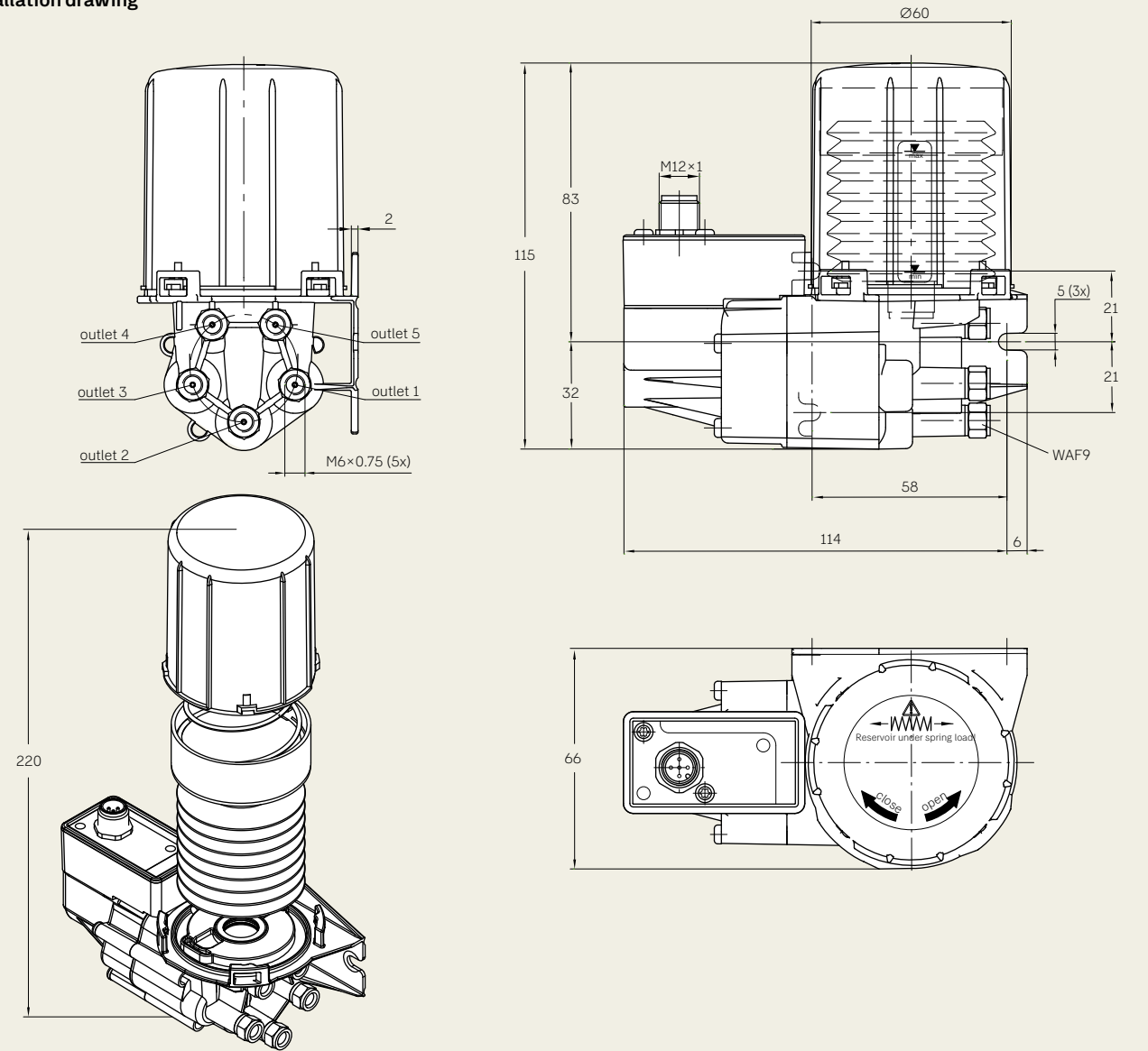
Features and benefits

- Optimized control and monitoring
- Quick and easy PLC integration
- Easy master control connection
- Polarity-reverse protection
- Individual adaptation of lubrication cycles

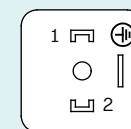


Installation information

Installation drawing

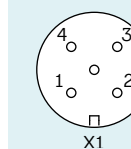


Rectangular plug according to DIN EN 175301-803A



Pin configuration:
1 Operating voltage 24 V DC
2 GND 0V

M12x1 plug



WA - Pin configuration (ASi configuration):

- 1 Operating voltage 24 V DC
- 2 Signal input to trigger the lubrication process 24 V DC
- 3 GND 0V
- 4 Signal output for minimum level (WS) and piston detector (ZS)

WH - Pin configuration:

- 1 Operating voltage 24 V DC, which triggers the lubrication process
- 2 Signal output for piston detector monitoring (ZS)
- 3 GND 0V
- 4 Signal output for minimum level (WS)

WZ - Pin configuration:

- 1 Operating voltage 24 V DC, which triggers the lubrication process
- 2 NC
- 3 GND 0V
- 4 Signal output for minimum level (WS) and piston detector (ZS)

Order information

Order key **E T P** - 1 2 3 4 5 - + 9 2 4

Product series
ETP = SKF Compact Greaser

Number of outlets
 2 = 2 outlets (1/3)
 3 = 3 outlets (1/3/4)
 4 = 4 outlets (1/2/3/4)
 5 = 5 outlets (1/2/3/4/5)

Monitoring and control options
blank = no monitoring
WA = controlled by signal input combined monitoring signals for fill level and piston stroke (connected in series)
WH = controlled by operating voltage separate monitoring signals for fill level and piston stroke
WZ = controlled by operating voltage combined monitoring signals for fill level and piston stroke (connected in series)

Metering quantity
X = closed
Y = 40 mm³/stroke
Z = 30 mm³/stroke
A = 20 mm³/stroke
B = 15 mm³/stroke
C = 10 mm³/stroke

Filling (customer greases on request - pre-investigation required)
B = SKF LGMT 2 (rolling bearing grease)
C = SKF LGGB 2 (biodegradable grease)
D = SKF LGFG 2 (food-compatible bearing grease)
R = SKF LGWM 2 (high loads, wide temperature bearing grease)

Voltage key
924 = 24 V DC

Replacement cartridges and customer greases

Pre-filled replacement cartridges are available for the SKF Compact greaser. You can choose from SKF standard greases and customer specific greases. Technical test and pre-investigations may be required to validate compatibility and pumpability of non standard greases. A prerequisite for operating the SKF Compact greaser with customer specific greases are valid safety data sheets and minimum purchase quantities. Please contact SKF lubrication experts for support.

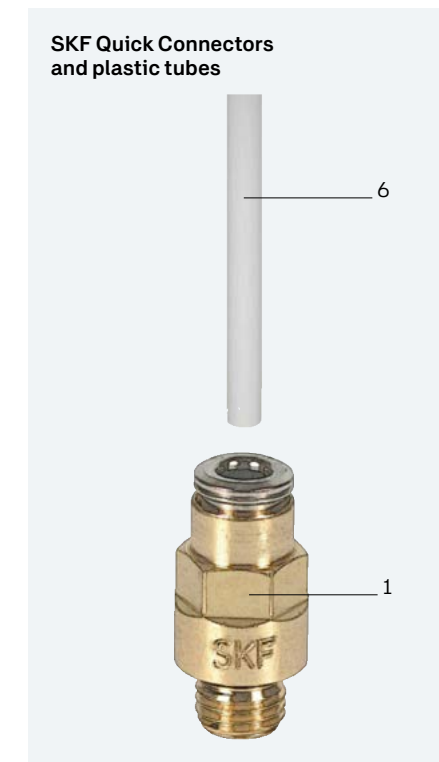


Order key **F K 0 0 8** -

Product series
FK008 = Grease cartridge 80 cm³

Filling (customer greases on request)
B = SKF LGMT 2 (rolling bearing grease)
C = SKF LGGB 2 (biodegradable grease)
D = SKF LGFG 2 (food-compatible bearing grease)
R = SKF LGWM 2 (high loads, wide temperature bearing grease)

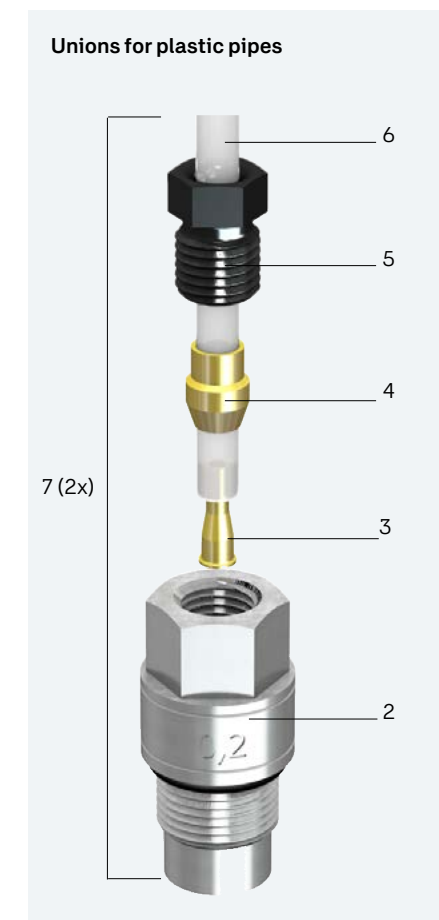
Accessories



SKF Quick connectors for plastic tubes Ø4 mm¹⁾

Legend	Order number	Description
SKF Compact Greaser outlet fittings		
1	404-073-VS	Straight push-in fittings M6x0.75 for tube Ø4 mm
Lubrication point fittings		
1	404-003-VS	Straight push-in fittings M8x1 for tube Ø4 mm
1	404-006-VS	Straight push-in fittings M10x1 for tube Ø4 mm
1	504-401-VS	Banjo push-in fittings M8x1 for tube Ø4 mm
1	504-103-VS	Banjo push-in fittings M10x1 for tube Ø4 mm
Plastic tubes		
6	T04ADT01500XXXXXX	1 500 mm plastic tube, Ø4 mm, PA12H
6	T04ADT01500XXXXS2X	1 500 mm plastic tube, Ø4 mm, PA12H, filled with LGMT2
6	T04ADT01500XXXXS5X	1 500 mm plastic tube, Ø4 mm, PA12H, filled with LGGB2
6	T04ADT01500XXXXS6X	1 500 mm plastic tube, Ø4 mm, PA12H, filled with LGFG2
6	T04ADT01500XXXXS4X	1 500 mm plastic tube, Ø4 mm, PA12H, filled with LGWM2

¹⁾ Plastic tubes and push-in fittings have to be prefilled with grease before mounting and operation to avoid air bubbles in lubricants.



Unions for plastic tubes Ø2,5 mm¹⁾

Legend	Order number	Description
0	DIN7603-A6×10-CU	Washer M6
0	DIN7603-A8×11,5-CU	Washer M8
2	402-004	Connector M6
2	402-003	Connector M6x0.75
2	402-006	Connector M8x1
2a	402-003K	Conical connector M6
2a	402-006K	Conical connector M6x0.75
2a	402-008K	Conical connector M8x1
2b	502-161	Banjo fitting, not lockable M6
2b	502-101	Banjo fitting, not lockable M6x0.75
2b	502-102	Banjo fitting, not lockable M8x1
2c	502-206K	Banjo fitting M6
3	402-603	Reinforcing socket
4	402-611	Tapered sleeve
5	402-612	Socket union
6	WVN715-RO2.5×0.5	1 500 mm plastic tube Ø2,5 mm
7	995-001-197-B	1 500 mm premounted tube Ø2,5 mm, filled with rolling bearing grease SKF LGMT2
7	995-001-197-C	1 500 mm premounted tube Ø2,5 mm, filled with biodegradable grease SKF LGGB2
7	995-001-197-D	1 500 mm premounted tube Ø2,5 mm, filled with food grade grease SKF LGFP2
7	995-001-197-R	1 500 mm premounted tube Ø2,5 mm, filled with bearing grease for high loads SKF LGWM2

¹⁾ Tubes and unions have to be prefilled with grease before mounting and operation to avoid air bubbles in lubricants.

Accessories

Rectangular connectors according to DIN EN 175301-803A



Cable socket M12x1, straight



Cable socket M12x1, angled




Electrical connectors

Order number

Description

179-990-147	Rectangular connector (DIN EN 175301-803A), cable Ø4.5–7 mm, for ETP designs without monitoring
2360-00000316	Cable socket M12x1, straight, for cables Ø4–6 mm, for ETP designs with monitoring
2360-00000317	Cable socket M12x1, angled, for cables Ø4–6 mm, for ETP designs with monitoring
179-990-381	Cable socket M12x1, straight with integrally extruded line (5 m, 3x0.34 mm ²), for ETP version WZ
179-990-382	Cable socket M12x1, angled with integrally extruded line (5 m, 3x0.34 mm ²), for ETP version WZ
179-990-600	Cable socket M12x1, straight with integrally extruded line (5 m, 4x0.34 mm ²), for ETP versions WA, WH
179-990-601	Cable socket M12x1, angled with integrally extruded line (5 m, 4x0.34 mm ²), for ETP versions WA, WH

Fixing clips



Fixing clips

Order number

Tube Ø

Number of tubes

Material

602-001	2.5 mm	1	zinc-plated steel
602-002	2.5 mm	2	zinc-plated steel
604-001	4 mm	1	zinc-plated steel
604-002	4 mm	2	zinc-plated steel
604-003	4 mm	3	zinc-plated steel

skf.com | skf.com/compact-greaser | skf.com/lubrication

® SKF and LINCOLN are registered trademarks of AB SKF (publ).

© SKF Group 2024. All rights reserved. Please note that this publication may not be copied or distributed, in whole or in part, unless prior written permission is granted.

Every care has been taken to ensure the accuracy of the information contained in this publication, but no liability can be accepted for any loss or damage whether direct, indirect or consequential arising out of the use of the information contained herein.

PUB LS/P2 19877 EN · January 2025

Certain image(s) used under license from Shutterstock.com.

